

Efficient large area cleaning

The SC6000 is a next generation ride-on scrubber dryer with the size, speed, and technology to clean large indoor areas – at an extremely low Total Cost of Ownership.

Available in 2 different versions, the SC6000 is the ideal solution for many industries and cleaning contractors dealing with large indoor areas such as production sites, warehouses, supermarkets, airports, parking garages and other logistics centers.

Saving both water and detergent, this user-friendly machine is designed to deliver hours of superior cleaning and drying performance at a high speed. Robust and reliable, the battery powered SC6000 is built to last with limited need for service and maintenance, making it the right choice when you want efficient cleaning with an absolute minimum of downtime.

SC6000 comes with the intelligent SmartFlow™ function automatically adjusting the solution flow according to the travel speed – and if you want to save more water, detergent, and power you can choose the optional Ecoflex™ system. Dump and refill cycles will be few and far between – with the solution and recovery tanks both holding 190L and thanks to the limited use of water and detergent. Downtime is also minimised by the easy access to service and maintenance, supported by the embedded diagnosis system for quick identification of any technical problems. When



service needs to be carried out, tools will not be necessary for most operations, e.g. the click-on disc scrub brush system, and the easy removal of the squeegee from its support as no hose connection is needed. So every detail of the Nilfisk SC6000 is designed to get the work done non-stop during its long life – at the lowest Total Cost of Ownership.



Picture shown may not represent model quoted







- Intermittent SmartFlow™ lever integrated into steering wheel: Reduces water flow on the deck, preventing splashes during turns
- Speed limiter function reduces operator fatigue during cleaning especially when navigating around obstacles
- Available in 2 different versions: 105 cm dual discs deck or 91 cm dual cylindrical brushes deck
- Consistent cleaning: Designed for different types of surfaces, from smooth to tiles floors
- Best in class drying performance thanks to the optional dual turbine
- Reliable and rugged construction in compact dimensions
- Fully protected scrub deck and side skirts using rugged steel doors with rollers to minimise the risk of machine or facility damage
- SmartKey™ system with two different levels of access, (super user and user keys)
- OLED display visible in even bright light conditions and from all viewing angles
- No tools are needed to replace/change or inspect the main components of the machine: Brushes, squeegee and blades
- Click-on disc scrub brush system for simple one-touch installation of brushes or pad holders
- Eligible for 3 year warranty (conditions apply)

● Standard equipment

Included accessories		Ref. no.	Min. required	SC6000 1050D	SC6000 910C	Price
Price				42.500,00	44.000,00	
Squeegee Blade						
	SQUEEGEE BLADE KIT-RED	56116704	1			231,39
	SQUEEGEE BLADE KIT-RED	56116705	1			250,00
Squeegee, Blade, Skirt and Splash Guard						



Efficient large area cleaning

Included accessories		Ref. no.	Min. required	SC6000 1050D	SC6000 910C	Price
	SIDE BLADE KIT-RED GUM	56116706	1			261,00
Other						
	ARM REST KIT-R/H ONLY	56383189	1			110,00
	BACK-UP ALARM KIT	56116351	1			150,00
	BEACON KIT	56116352	1			313,00
	SEAT KIT-STANDARD	56116600	1			1.200,00
	SMART KEY-SUPERVISOR	56116519	1			49,10
	SMART KEY-USER	56116518	1			33,40

Model	SC6000 1050D	SC6000 910C
Ref. no.	56116004PA	56116003PA

PRODUCT FEATURES

Protection roller bumpers
 Automatic squeegee lift in reverse
 Back up warning alarm
 Diagnostic system
 Blades can be used on 4 edges
 Click on-off brush
 Adjustable steering
 Adjustable seat
 Debris tray
 Ecoflex prepared
 Squeezable drain hose with flow control
 SmartKey system



Efficient large area cleaning

Model	SC6000 1050D	SC6000 910C
Ref. no.	56116004PA	56116003PA

PRODUCT FEATURES

One Touch Button
 Break away Squeegee
 SmartFlow system
 Speed limiter
 Self-adjusting side skirts
 TrackClean ready

Technical specifications	SC6000 1050D	SC6000 910C
Maximum running time		
Battery capacity (Ah/5)		
Voltage (V)	36	
IP protection class		
Rated power (W)	2700	
Brush motor (W)	750x2	
Vacuum motor power (W)	2700	
Sound pressure level at 1.5 m (dB(A) ISO 3744)	69	
Productivity theoretical/ actual (m ² /h)	9450/6620	
Handle vibration level (m/s ²)		
Scrubbing width (mm)	1016	
Sweeping path w./ single side broom (cm)		
Min. aisle turn (cm)		
Water flow (l/m)		
Solution/recovery tank (L)	190/190	
Hopper volume (L)		
Squeegee width (mm)	1230	
Brush/pad diameter (mm)		
Cylindrical brush length (mm)		
Brush pressure (kg)		
Brush speed (RPM)		
Brush quantity and type	Disc x 2	
Length x width x height (mm)	1780x1170x1580	
Battery compartment size (LxWxH) (mm)		
Gross weight (gvw) (kg)	1070	
Shipping weight (kg)	816	
Gradeability transport % (DEG)		



Efficient large area cleaning

Technical specifications










SC6000 1050D

SC6000 910C

Vibration level at the operator's body (m/s²)












Max. speed (km/h)

● Standard equipment, ○ Supplementary accessories, □ Mountable equipment

Accessories		Ref. no.	Min. required	SC6000 1050D	SC6000 910C	Price
Price				42.500,00	44.000,00	
Pad 17" / 432 mm						
	PAD 17 432MM ECO BLACK	10001938	2			96,10
	PAD 17 432MM ECO BLUE	10001939	2			96,10
	PAD 17 432MM ECO GREEN	10001940	2			96,10
	PAD 17 432MM ECO RED	10001941	2			96,10
	PAD 17 432MM ECO TAN	10001937	2			92,00
	PAD 17 432MM ECO WHITE	10001936	2			96,10
Pad 20" / 508 mm						
	PAD 20 508MM ECO BLACK	10001955	2			120,00
	PAD 20 508MM ECO BLUE	10001956	2			120,00
	PAD 20 508MM ECO BROWN	10001957	2			120,00

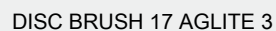
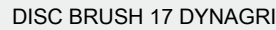
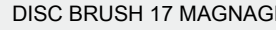
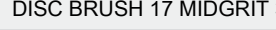
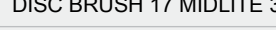






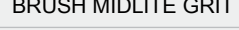
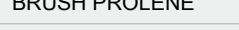










Efficient large area cleaning










Accessories		Ref. no.	Min. required	SC6000 1050D	SC6000 910C	Price
	PAD 20 508MM ECO GREEN	10001958	2			120,00
	PAD 20 508MM ECO RED	10001959	2			120,00
	PAD 20 508MM ECO WHITE	10001960	2			120,00
Special Pad						
	PAD 17 430MM ECO	10002336	2			172,00
	PAD 17 430MM ECO	10002337	2			140,00
	PAD 17 430MM ECO	10002338	2			140,00
	PAD 17 430MM ECO	10002339	2			140,00
	PAD 20 508MM ECO	10002348	2			188,00
	PAD 20 508MM ECO	10002349	2			188,00
	PAD 20 508MM ECO	10002350	2			188,00
	PAD 20 508MM ECO	10002351	2			188,00
Pad Holder						
	PAD HOLDER 17 3 LUG	56505780	2			152,00
	PAD HOLDER SHORT TRIM 510	56505790	2			225,00



Efficient large area cleaning



Accessories	Ref. no.	Min. required	SC6000 1050D	SC6000 910C	Price
Disc Brush 430 mm					
	56505783	2			575,00
	56505782	2			420,00
	56505781	2			625,00
	56505787	2			565,00
	56505788	2			525,00
	56505784	2			178,00
	56505785	2			193,00
	56505786	2			209,00
Disc Brush 510 mm					
	56505792	2			545,00
	56505791	2			770,00
	56505797	2			670,00
	56505798	2			650,00
	56505794	2			246,00
	56505795	2			261,00
	56505793	2			795,00
	56505796	2			277,00
Other					
	ARM REST KIT-R/H ONLY	56383189	1		110,00
	BACK-UP ALARM KIT	56116351	1		150,00
	BEACON KIT	56116352	1		313,00
	BROOM 180X400MM	56116858	1		40,00
	DELUXE SEAT KIT	56116366	1		1.880,00
	DRAIN HOSE EXTENSION	56601410	1		146,50
	SEAT BELT KIT- STANDARD	56383455	1		685,00
	SEAT KIT-STANDARD	56116600	1		1.200,00

Efficient large area cleaning

Accessories		Ref. no.	Min. required	SC6000 1050D	SC6000 910C	Price
	SMART KEY-SUPERVISOR	56116519	1			49,10
	SMART KEY-USER	56116518	1			33,40
	TRACKCLEAN SC6000 KIT	56116731	1			1.200,00
	USB KIT	56116856	1			380,00
	WASH HOSE KIT	56116512	1			1.490,00
Battery						
	BATT. 6V-240AH GEL	80564100	6			1.450,00
	BATT. 6V-255AH WET SEMI	80565000	6			890,00
Squeegee Blade						
	SQUEEGEE BLADE KIT-PU K	56116708	1			292,26
	SQUEEGEE BLADE KIT-RED	56116704	1			231,39
	SQUEEGEE BLADE KIT-RED	56116705	1			250,00
Squeegee, Blade, Skirt and Splash Guard						
	SIDE BLADE KIT-PU	56116709	2			267,90
	SIDE BLADE KIT-RED GUM	56116706	1			261,00
Ecoflex System						
	ECO FLEX KIT	56116517	1			1.660,00
Light Option						



Efficient large area cleaning

Accessories		Ref. no.	Min. required	SC6000 1050D	SC6000 910C	Price
	HEADLIGHT KIT	56116371	1			510,00
On-Board Charger						
	ONBOARD CHARGER KIT-EURO	56116627	1			1.990,00
Brush Cylindrical						
	BRUSH-CYL-80	56116045	2			1.200,00
	BRUSH-CYL-180	56116044	2			1.200,00
	BRUSH-CYL-HARD	56116043	2			745,00
	BRUSH-CYL-POLYPRO-RED-7IN	56116047	2			710,00
	BRUSH-CYL-SOFT	56116046	2			730,00